

Check whole class understanding

Rosenshine suggests that the wrong way to check for understanding is to call on only a few pupils who have volunteered their answers and then assume the rest of the class have the same level of understanding. This is because such a method doesn't capture the understanding of the whole class. There may be pupils who do not understand the material you have taught but have not revealed this because they haven't been asked to demonstrate their understanding. Therefore, it is important that you plan opportunities throughout your explanation to allow all pupils to show you their level of understanding.

One way to check whole class understanding is to ask pupils to show evidence of their understanding. There are two ways in which you can do this:

1. Multiple choice

Here you give pupils answers to a question with a corresponding letter (a, b, c...) or number (1, 2, 3...). Pupils choose which answer they think is correct and when asked to, they show this to you at the same time using fingers or by scribing the letter or number on their whiteboards (if they have access to these). You then scan their fingers or whiteboards to check their responses.

2. Individual response

Here pupils are not given multiple-choice options. Instead, they show their working out or record their answer on a mini whiteboard, and when asked to, they reveal this to you at the same time. Although it can take longer to scan pupils' answers, the process can still reveal misunderstandings.

It is important you ask pupils to show you their answers in unison to prevent them from copying one another. If they copy someone else's idea, you don't have an accurate understanding of how that pupil's learning is progressing.


Once pupils have revealed their answers, you should target certain pupils and ask them to explain why they have given or chosen that answer, especially if pupils have given a mixed response. This will highlight where misconceptions have formed, which you can then directly address.

Checking whole class understanding in action

Watch one of the videos below of teachers assessing the understanding of all pupils and consider the following questions. Record your responses in the [notes tab](#) (or your own notebook):

- How did the teacher gather evidence of learning from all pupils?
- What did the teacher do as a result of the information gathered?
- How might this support subsequent learning?


Early years



Direct Link: [Check whole class understanding - Early Years](#)

Direct Link to an audio described version of this video: [Check whole class understanding - Early Years](#)


Primary



Direct Link: [Check whole class understanding - Primary](#)

Direct Link to an audio described version of this video: [Check whole class understanding - Primary](#)

Secondary



Direct Link: [Check whole class understanding - Secondary](#)

Direct Link to an audio described version of this video: [Check whole class understanding - Secondary](#)